

**CONNECTED APPLIANCE
Quick Start Guide**



Air Conditioner



Westinghouse

Welcome

This guide will help you to quickly set up your air conditioner so you can use all its connected features.

With the **+home** app you can remotely control your Westinghouse connected appliances at all times from wherever you may be. Discover the numerous features and functions of your air conditioner from the app.

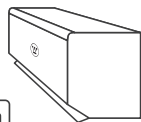
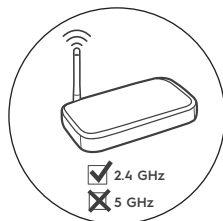


Please Check

Your air conditioner is installed according to the user manual/installation manual.

Your mobile device operating system is either Android 7.1 or iOS 15 (or later).

You have a secure wireless 2.4GHz network available.



You will need to install the app and create an account to use the connected features of the appliance. Internet and wireless network connections are required to use the full features of the app and the air conditioner.

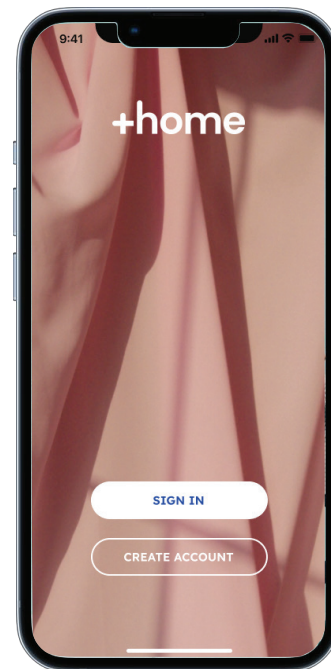
Minimum requirements, apps and services are subject to change without notice.

Create Account

Download and install the **+home** app to your mobile device. Sign in or create an account.

Have your wireless network password ready.

Have your air conditioner remote control on hand.



Connecting


Make sure that your mobile device has Bluetooth turned on and is connected to the same wireless network that you want to connect your appliance to.

Turn on your air conditioner and follow the instructions in the app.



Confirm Connection

Press and hold the "LED" button on the remote control until the symbol of wireless network blinks on the air conditioner front panel. This indicates that the air conditioner is ready to connect.



Advance Features

Voice Control

For more information, please visit westinghouse.com.au for AU and westinghouse.co.nz for NZ

<h1>happy to help</h1>  Westinghouse	 SERVICE <p>Simply scan the QR code on your smartphone to book online or find an authorised service centre</p> <p>Or phone 13 13 49 (Australia only)</p> 	 ACCESSORIES and SPARE PARTS <p>Shop online at shop.westinghouse.com.au for genuine accessories and spare parts</p> <p>Or phone 13 13 49 (Australia only)</p> 
<p>AUSTRALIA</p> <p>Westinghouse Electric Corporation Australia phone: 13 13 49 email: customercare@electrolux.com.au web: westinghouse.com.au</p> <p>NEW ZEALAND</p> <p>Westinghouse Electric Corporation New Zealand phone: 0800 436 245 email: customercare@electrolux.co.nz web: westinghouse.co.nz</p>	 SERVICE <p>Phone 0800 10 66 10 (New Zealand only)</p> <p>To find your nearest authorised service centre</p>	 ACCESSORIES and SPARE PARTS <p>Phone 0800 10 66 20 (New Zealand only)</p> <p>For genuine accessories and spare parts</p>

Product Information

The descriptors and illustrations in this publication apply to the specific products and models described as at the date of issue. Under our policy of continuous product development, product specifications may change without notice. Prospective purchasers should therefore check with their retailer to ensure this publication correctly describes the products that to be used for general reference purposes only and is on the understanding that Electrolux will not be liable for any loss, liability or damage of whatever kind arising as a result of reliance on such information. Electrolux will at all times comply with its obligations pursuant to law. Colours of products illustrated are as close as printing limitations allow.

 and WESTINGHOUSE are trademarks of Westinghouse Electric Corporation. Used under license by Electrolux Home Products Pty Ltd. All Rights Reserved.

© 2024 Electrolux Home Products Pty Ltd.

ver2_April2024