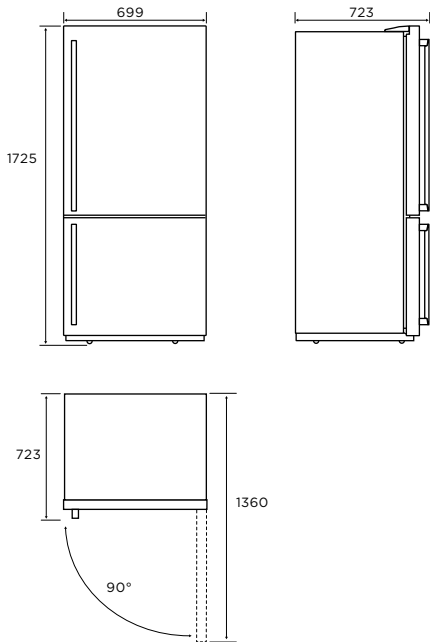
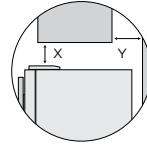


Bottom freezer refrigerators

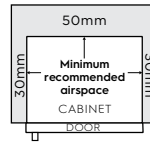
WBE4302AC, WBE4302WC, WBE4302BC



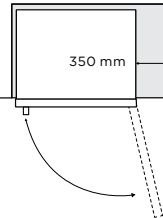
Minimum Recommended Airspaces



If you have a cupboard above the refrigerator with a rear gap of less than 100mm (Y), recommended minimum clearance at the top of the refrigerator increases from 30mm to 70mm (X).



Please note: Doors are designed to sit proud of cabinetry (not flush).



Front face of bench aligned to front corner edge of cabinet.

When positioned in a corner area, spacing of at least 350mm on the hinge side will allow the door to open enough to enable the removal of bins and shelves.

Dimensions	Product Height	Product Width	Product Depth	Product Depth (Door Open)
WBE4302AC-R	1725	699	723	1360
WBE4302AC-L	1725	699	723	1360
WBE4302WC-R	1725	699	723	1360
WBE4302WC-L	1725	699	723	1360
WBE4302BC-R	1725	699	723	1360
WBE4302BC-L	1725	699	723	1360

Airspace	Side - both	Top	Behind
WBE4302AC-R	30	50	50
WBE4302AC-L	30	50	50
WBE4302WC-R	30	50	50
WBE4302WC-L	30	50	50
WBE4302BC-R	30	50	50
WBE4302BC-L	30	50	50

IMPORTANT

These dimensions are a guide only. All measurements are in millimetres (mm). For complete installation instructions, refer to the manual provided with product.
 © 2022 Electrolux Home Products Pty Ltd. ABN 51 004 762 341. W_DIM_WBE4302AC-WC-BC_May22